

| APPLICATIONS & NEW ENROLLEE PROFILE | | ENROLLMENT BY COLLEGE | | | | |
|-------------------------------------|---------------------------|-----------------------|----------------------------------|--------------|---------------|--------------|
| First-time Freshmen | Freshmen | | Arts & Letters | UG | Grad | Total |
| Applied: 41,986 | Avg. H.S. GPA 3.47 | | Business | 4,344 | 736 | 5,080 |
| Admitted: 15,273 | Average SAT 1037 | | Education | 4,754 | 771 | 5,525 |
| Enrolled: 4,273 | Average ACT 22.3 | | Engineering | 387 | 832 | 1,219 |
| | | | Engineering | 2,005 | 403 | 2,408 |
| | | | Health & Human Services | 2,280 | 852 | 3,132 |
| | | | Professional Studies & Fine Arts | 6,828 | 570 | 7,398 |
| | | | Sciences | 4,246 | 1,078 | 5,324 |
| | | | Undergraduate Studies | 1,952 | 0 | 1,952 |
| New Undergraduate Transfers | Transfers | Graduate Division | 0 | 779 | 779 | |
| Applied: 13,852 | Average Transfer GPA 3.21 | Imperial Valley | 769 | 234 | 1,003 | |
| Admitted: 3,671 | | Total* | 27,537 | 6,253 | 33,790 | |
| Enrolled: 2,604 | | | | | | |

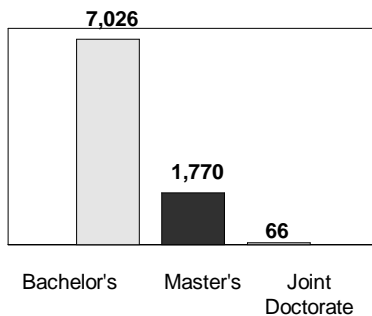
* 30 students were concurrently enrolled at SD and IVC.

San Diego & Imperial Valley Campuses SDSU STUDENTS

PROGRAMS OFFERED

- 84 Bachelor's degrees
- 76 Master's degrees
- 13 Joint Doctoral
- 2 Independent Doctoral

DEGREES AWARDED 2008 - 2009



ETHNICITY

| | UG | Graduate |
|----------------------|-------|----------|
| American Indian | 0.5% | 0.4% |
| African American | 4.1% | 2.6% |
| Mexican American | 20.7% | 13.2% |
| Other Hispanic | 5.2% | 3.8% |
| Asian | 4.4% | 4.9% |
| SE Asian | 2.7% | 1.4% |
| Pacific Islander | 0.8% | 0.2% |
| Filipino | 7.4% | 2.7% |
| Multiple Ethnicities | 1.3% | 1.2% |
| White | 41.0% | 42.6% |
| Other/Not Stated | 8.6% | 12.2% |
| International | 3.4% | 14.7% |

GENDER

Men 42.3%
Women 57.7%

AVERAGE AGE

First-time Freshmen 18.5
Undergraduate 22.4
Graduate 30.0

AVERAGE UNITS

First-time Freshmen 13.3
Undergraduate 13.3
Graduate 9.2

DID YOU KNOW?

Founded in 1897, SDSU is the oldest and largest institution in San Diego.

SDSU is accredited by WASC and classified as Doctoral/Research Intensive by Carnegie

The first transnational triple degree among US, Canada & Mexico was offered at SDSU.

Fall 2009

SDSU FACULTY

Tenured/Probationary Faculty Profile

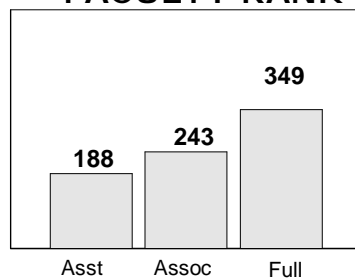
Total Faculty

Full-time Faculty **959**

Part-time Faculty **803**

Data Source: Faculty Affairs, 10/12/09

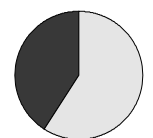
FACULTY RANK



ETHNICITY

| | New Hires | All |
|------------------|-----------|------------|
| American Indian | 0 | 4 |
| African American | 2 | 26 |
| Hispanic | 4 | 65 |
| Asian | 6 | 92 |
| Filipino | 0 | 0 |
| White | 29 | 573 |
| Not Stated | 3 | 16 |
| Total | 44 | 780 |

GENDER



Men 59.2%
Women 40.8%